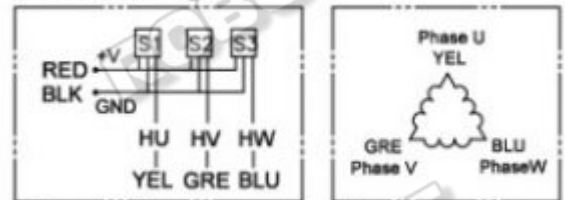


RMCS-2025 NEMA17 PLANETARY GEARED BLDC MOTOR 85KGCM 40RPM 52W

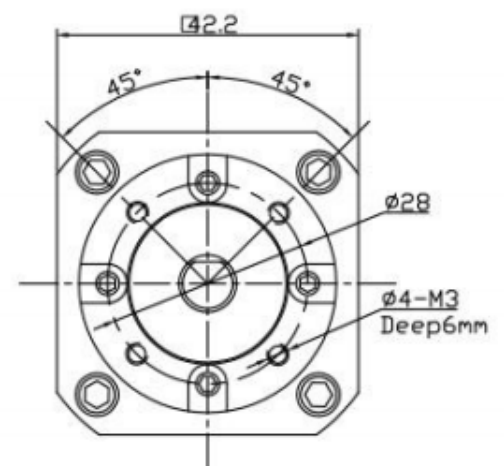
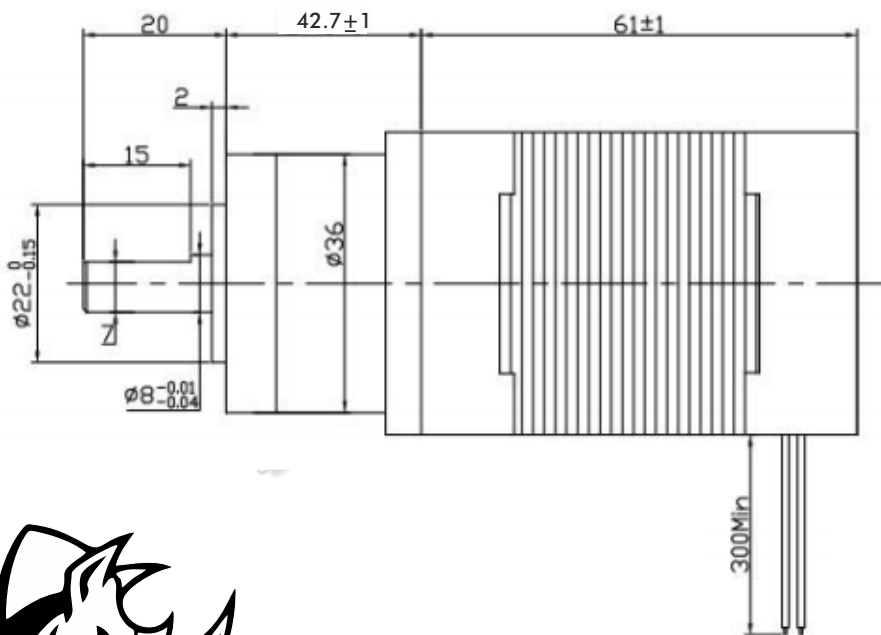
Motor Specifications		Electrical Connection Table		
Number Of Poles	8	+5V	RED	UL1007 26 AWG
Phase To Phaseresistance	0.73 ohms	Hall U	YEL	
Nominal Voltage	24V DC	Hall V	GRE	
No Load Speed	5800±10% RPM	Hall W	BLU	
No Load Current	0.45 Amps Max	GND	GND	UL1007 20 AWG
Rated Torque	0.125 N-m	Phase u	YEL	
Rated Speed	4000±10% RPM	Phase V	GRE	
Output Power	52.5 W	Phase W	BLU	
Back EMF Constant	4.1 V/K RPM			
Torque Constant	0.04 N-m/A			
Insulation Class	B			
Motor Specifications With Planetary Gear				
Rated Torque	9.9 N-m			
Rated Speed	40±10% RPM			
Ratio	1:99.5			

Connection diagram:



Hall sensor cable
Note: hall sensor power supply
voltage +5 to +20VDC

Wiring cable



RHINO